

USER MANUAL

Stand-Up Support Model R2D2

Item number: 8140100
Appendix: inspection record



CE

TABLE OF CONTENTS

- 1. Description / field of application..... 3
 - 1.1 Nameplate..... 4
 - 1.2 Technical data..... 4
 - 1.3 Electrical data..... 5
- 2. Safety instructions..... 5
- 3. User manual..... 5
- 4. Cleaning..... 6
- 5. Maintenance..... 6
 - 5.1 Maintenance schedule (test sheet)..... 7
- 6. Warranty..... 8

1. Description / field of application

Congratulations on your decision for our standup support R2D2. You have chosen a device which will assist you in everyday life.

The standup support R2D2 is an aid in using the toilet for all people with restricted mobility because of their age or physical disabilities.

Because of the infinitely variability in height and inclination, the sit and stand up process is safe and joint-friendly.

Without the need of your leg muscles, your body is totally backed.

Related to the construction und production, Santis kft was focused on meeting the highest standards in functionality and installed materials and additionally paid attention on an appealing design.

In collaboration with architects, therapists, doctors, engineers and participation of interested parties the R2D2 stand up support was trimmed idle to perfectly satisfy your requirements and needs.

Highest operational standard in functionality, safety and practicality is guaranteed.

All parts are constructed for a lifelong use with simple and environmentally friendly maintenance effort.

We comply with engineer standards and regulations and focusing especially on a safe mechanism and electrics.

ADVICE

The stand up support is only appropriate for people who have at least a certain muscle tone in their legs.

The following advices should provide you more information and recommendation in using and maintaining your stand up support R2D2.

1.1 Name plate

On the top of the control box, behind the upper cover panel

Manufacturer: Santis Kft. Pipóhegy u. 16 H-4034 Debrecen		CE
Type: Stand-Up Support R2D2		
Device number:	Year of construction	
Electrical connection: Un = 220 - 230 V / 50 Hz		
Rated current: In= 0,75 A	Connected load: 160 W	
Degree of protection: IP56; Safety rated current: 1 A		
Weight: 50 Kg	Max. gross load: 1,6 kN	

1.2 Technical data

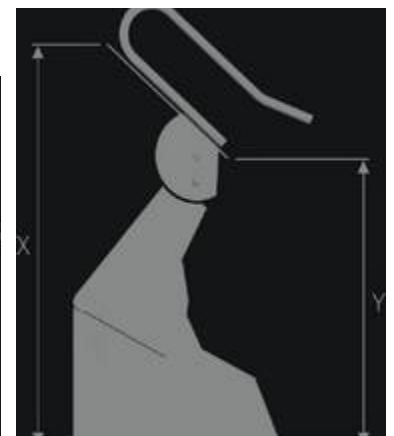
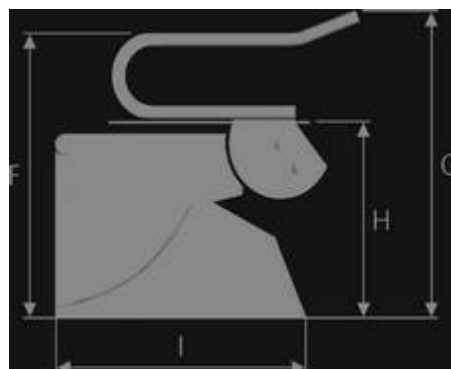
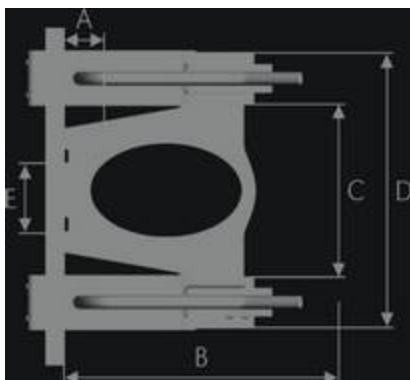
Dimensions: width 680 mm, height 630 mm, depth 610 mm

Weight: 45 Kg

Operating range: ground to bowl 415-720 mm

Max. load handhold 1,0 kN; pos. max. height: 650-950 mm (Y-X)

Dimension	description	value
A	gap between wall and mounting holes toilet bowl	100 mm
B	length of the handholds	690 mm
C	gap between the hoots	400 mm
D	width of the lift toilet	610 mm
E	gap between the fastening bolts on the toilet	155 mm
F	handhold	600 mm
G	handhold max.	650 mm
H	headroom	395-495 mm
I	length of the pedestal	560 mm



Electrical connection: 230V 50Hz, 16A

Color: white

Max. load: 150 Kg

1.3 Electrical data

Lift drive vertical:	24 V DC, P 1= 2x 80 W
Lift drive inclination:	24 V DC
Keyboard:	24 V DC
Electronic fuse:	3,16 A

2. Safety instructions


2.1 Place of installation

According to DIN VDE 0100-701 (VDE 0100 part 701): 2008-10
the device can be installed in safty section 2.
(At least 60cm afar from the bathtub)



The power socket must be fused with an earth leakage circuit breaker. (30 mA)

These works must be executed and tested by an certified electrician / company



2.2 Maximum permissible load on the stand up support R2D2 (for lift drive and inclination motion): 1,5 kN (150 Kg) dynamic

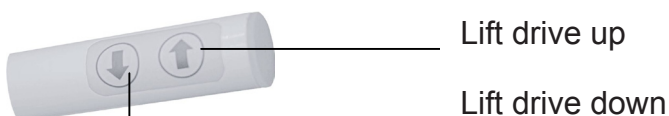
2.3 Covering and Keyboard must be protected against water

3. User manual

Through the integrated control in the handle or the remote control you are able the move the stand up support R2D2 up and down to find your best position to get out of or in the seat.

3.1 Control options

Handle-integrated controls



Remote control



- 3.2 Mounting and connecting of the Keyboard
The Keyboard is connected by spiral cable to the device

4. Cleaning

The standup support R2D2 is easy to maintain because of the use of modern, shock-resistant synthetic material. Nevertheless, some points must be considered to preserve the visual appearance of the device.

Through the excellent surface finishing a protection against corrosion is guaranteed. If the surface coating gets a scratch or the like, you should correct the spot with the proper touch up applicator available through us.



- 4.1 Cleaning the panel and handles only with commercially available, mild detergents. No scouring agents or solvents! When using disinfectants, the use must be approved by the agent of for sanitation/hygiene.
- 4.2 Do not clean the device using a steam cleaner or high-pressure cleaner. Avoid powerful water jets.
- 4.3 The device must be installed in a frost-free room and should not be exposed to direct heat radiation like radiant heater or hot air.

5. Maintenance

To ensure operational safety and a long life of your standup support R2D2 we recommend an annually periodic maintenance by certified personnel. (see the maintenance manual) We recommend that you close a maintenance contract to ensure regular monitoring of the device.

5.1

Maintenance schedule

Device number: Y2E8/000/DC

Date of issue:

Pos.	checklist	checked	clearance	complaint
1.	Correct position of the lift drive. Position to the covering			
2.	Ease-of-movement of all cables and tube at highest position of the device			
3.	Covering is centered an fastened			
4.	The covering is not touched during up and down motion of the device			
5.	Checking noise development during stroke movement			
6.	Function test of the keyboard. Visual check of cables incl. plug connectors			
7.	Function test electrical system			
8.	Hardware check			
9.	Visual check of all surfaces			
10.	Checking all loose and supply parts according to customer request			
11.	Function test of the inspection switch			

Following parts were replaced:

- 1. _____
- 2. _____
- 3. _____

Note: _____

Date signature company customer

6. Warranty


The warranty period is 24 months from the receipt of the dispatch note, at the latest at delivery. Parts subject to regular wear and tear are excluded.

Please check the details on warranty terms in conditions of sale and delivery.

Subject to technical modifications / errors and omissions excepted.

Warning!

Before opening the control box and for all electrical work disconnect the device from the mains. Electrical work must be executed by an accredited specialist or our customer service.



If there are doubts about the reliability of operation during the use of the stand-up support R2D2, the device must immediately be put out of operation and sent to the factory service center or make a request for an on-site repair.